

Luxury Carts
Golf Carts
Personal Carriers
Special Carts
Nev



Sulaimania Showroom : 011-4629212
Khorais Road Showroom : 011-2544471
Service Center : 01-2445966, 011-4714749
Mobile: +966-508934240
Fax: 011-2415878

Visit our website: www.gokarts-atvs.com



EXTRAORDINARY!

No more boring
golf carts!
Dune Buggy Golf Carts



S I M P L E . C L A S S I C . E L E G E N T

Visit our website: www.gokarts-atvs.com

Visit our website: www.gokarts-atvs.com

s i m p l e . c l a s s i c . e l e g a n t

Ferrari Golf Cart



Dune Buggy Golf Carts



Shelby Cobra 427 Cobra Golf Cart



F250 Ford pick-up Truck



57 Chevy Bel-Air Golf Cart



1965 Mustang



Jeep



Junior Cars



Junior Cars
Chassis and Mechanicals



EXTRAORDINARY!

Visit our website: www.gokarts-atvs.com

Sulaimania Showroom : 011-4629212
Khorais Road Showroom : 01-2544471
Service Center : 011-2445966, 01-4714749
Mobile: +966-508934240
Fax: 011-2415878

Ferrari Golf Cart



No one **really** needs
an Italian sports car,
but life is sure **better** **ONE**
when you have

The F5 is the first custom golf cart chiseled from classic Italian sports car architecture. Pennwick's craftsmen have sculpted this custom golf cart with perfectly balanced design in mind. The result is the most exotic, desirable and simply awe inspiring luxury custom golf cart around.

Standard Features:

- Built on new ClubCar chassis
- 48 Volt charging system
- Heavy Duty fiberglass body
- Speed of 20 MPH
- Headlights, tail lights, turn signals, side mirrors, batterycharge indicator, hour meter, electric horn, 15" rims.
- 2 Passenger



simple. classic. elegant

Luxury Carts
Golf Carts
Personal Carriers
Special Carts
New



Dune Buggy Golf Carts



No more boring
golf carts !
Dune Buggy Golf Carts

Dune Buggy Golf Carts offers scaled fiberglass dune buggy replica turn-key carts for golf carts and other 4 wheeled platforms. Available as complete turn-key carts

Upgrades & Accessories

These are some of our popular upgrades and accessories. Looking for an upgrade or accessory you don't see here? We will be glad to help you find the upgrades you need!

- Folding Soft Top
- Hard Top
- Chrome Tilt Steering Column
- Cragar SS Chrome Wheels
- GPS Speedometer
- Seat Belts
- Light Package (working headlights, LED tail lights/brake lights/turn signals,) Stereo with iPod/mp3/aux Audio-in Connection
- Trailer Hitch
- Upholstered Rear Cargo Area
- Street Legal Package
- Hydraulic Front Disc Brakes
And More!



s i m p l e . c l a s s i c . e l e g a n t

Luxury Carts
Golf Carts
Personal Carriers
Special Carts
New



Shelby Cobra 427
Cobra Golf Cart



Now
I had a
great drive
Takes on a whole
NEW meaning



Luxury Carts
 Golf Carts
 Personal Carriers
 Special Carts
 New





Luxury Carts
Golf Carts
Personal Carriers
Special Carts
New

SHUTTLE PERSONNEL CARRIER



Custom formed and hand-laid fiberglass body, PPG paint colors and matching stripes, Vinyl upholstered seating, custom 12-inch wheels, and a locking front trunk for additional storage. All the lighting on the golf cart is fully functional and the cart even has double-ended rack and pinion steering, independent front suspension, and a limited slip differential.

- Custom finish dash and custom steering wheel and chrome column
- Custom 10 inch chrome Wheels and low profile tires
- Rear Storage Trunk
- Front and rear lights
- Side mirrors
- Tinted sport windshield
- Storage under front hood
- In dash storage compartments
- Cup holders
- Custom seats
- 48 volts



simple. classic. elegant

Luxury Carts
Golf Carts
Personal Carriers
Special Carts
Nev



Luxury Carts
Golf Carts
Personal Carriers
Special Carts
New



EG6156-11

MODEL	EG6088K	EG6118KA	EG6156-11	EG6156-14	EG6230K
Passenger Capacity	8	11	11	14	23
Motor Power (KW)	3/5 DC 7 AC	5 DC /7 AC	5 DC 7/7.5 AC	5 DC 7/7.5 AC	6.3/10DC
Voltage (V)	48/72	72	72/48 (Dual)	72/48 (Dual)	72
Range (loaded) (km)	70/100/110	100/110	80/90/100/110	75/90/100/110	70
Max. Speed (km/h)	32/35/42	32/42	30/50/40	48/40/50	45
Min. Turning Radius(m)	4.5	4.5	5.35	5.35	6.5
Climbing Ability (loaded)	15%/20%	15%/20%	20%/15%/25%	20%/25%	15%/20%
Overall Dimensions (mm)	4230X1490X2050	4230X1490X2050	5000X1490X2050	5000X1490X2050	5950X1950X2170



EG6118KA



EG6088K



EG6230K


Jeep



EXTRAORDINARY!



Luxury Carts
Golf Carts
Personal Carriers
Special Carts
New



ELECTRIC PERSONAL CARRIER

Fun & Function

This Jeep provides a fun look and ride with functionality to move you and your gear around any area. The vehicles will travel 25 mph and have a range of up to 40 miles and with easy on-board charging via a standard electrical outlet your possibilities are virtually unlimited.



simple. classic. elegant

Luxury Carts
Golf Carts
Personal Carriers
Special Carts
New



Luxury Carts
Golf Carts
Personal Carriers
Special Carts
New



EG6063K

MODEL	EG6043K	EG6043P	6063K
Passenger Capacity	4	4	4
Voltage (V)	48	48	48
Motor Power (KW)	4/5 DC/AC	4/5 DC/AC	4/5 DC/AC
Range (loaded) (km)	80/100	80/100	75/90
Max. Speed (km/h)	28/32/40	28/32/40	32/40
Min. Turning Radius (m)	4	4	4
Climbing Ability (loaded)	20%/25%	20%/25%	20%/25%
Overall Dimensions (mm)	3060X1400X1900	3060X1400X2000	3750X1400X1810



EG6043K

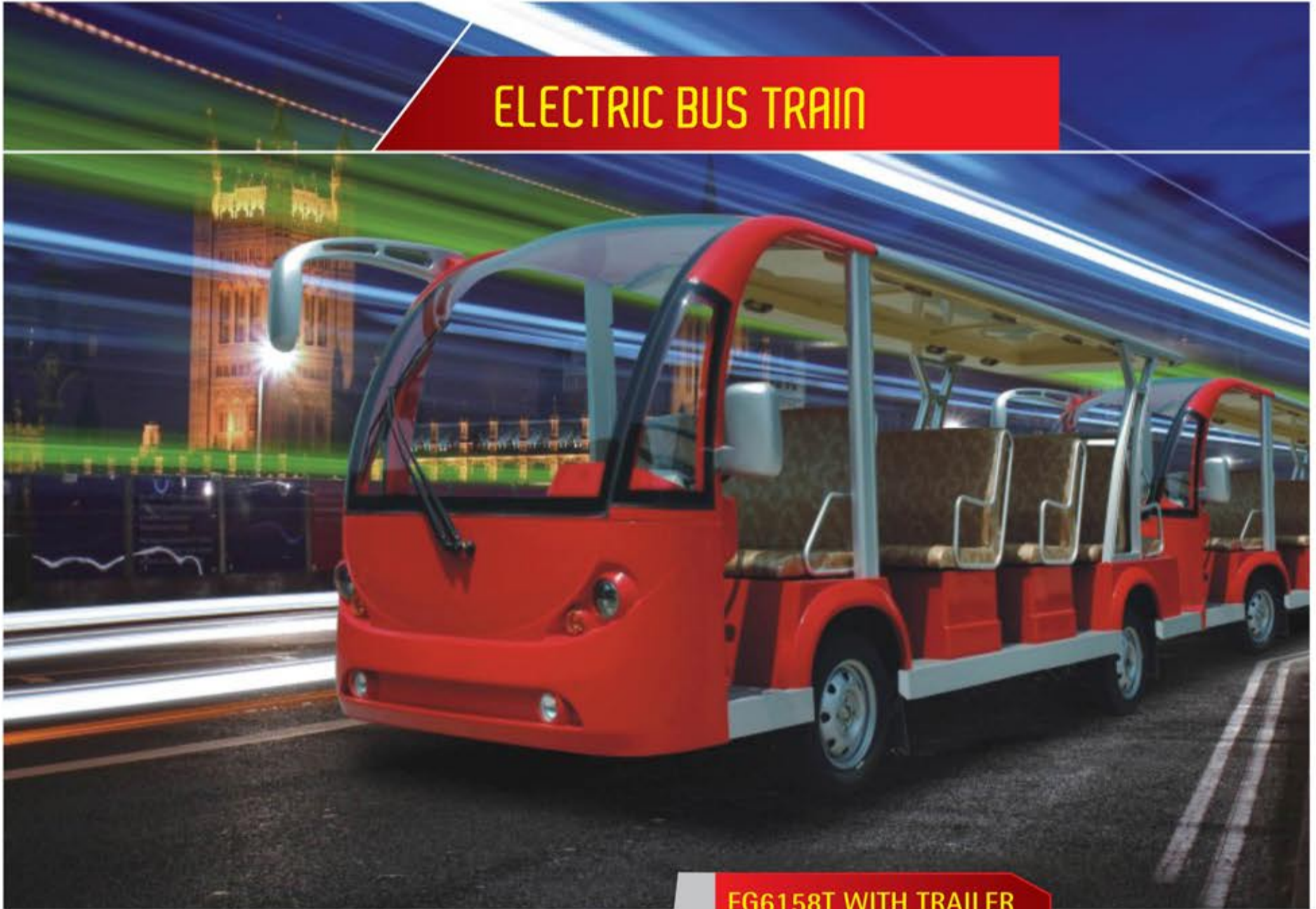


EG6043P



Luxury Carts
 Golf Carts
 Personal Carriers
 Special Carts
 New

ELECTRIC BUS TRAIN



EG6158T WITH TRAILER

MODEL	EG6118TB WITH TRAILER	EG6158T WITH TRAILER
Passenger Capacity	23	29
Motor Power (KW)	6.3	6.3
Voltage (V)	Dual 72	Dual 72
Range (loaded) (km)	78	78
Max. Speed (km/h)	40	40
Climbing Ability (loaded)	10%	10%

Luxury Carts
Golf Carts
Personal Carriers
Special Carts
New



EG6118TB WITH TRAILER



Luxury Carts
Golf Carts
Personal Carriers
Special Carts
New



EG6021H

ELECTRIC INDUSTRIAL VEHICLE



EG6060J



Luxury Carts
Golf Carts
Personal Carriers
Special Carts
New



EG6021H WITH TRAILER



MODEL	EG6021H	EG6030H	EG6021H WITH TRAILER
Passenger Capacity	2	2	2
Voltage (V)	48	48	48
Motor Power (KW)	3/5	5	3/5
Range (loaded) (km)	70	60	70
Max. Speed (km/h)	35/40	40	35/40
Min. Turning Radius (m)	4.3	4.3	4.3
Climbing Ability (loaded)	20%	20%	20%
Max. Loading Capacity (kgs)	800	1500	800
Trailer Max. Loading Capacity (kgs)	-----	-----	800
Overall Dimensions (mm)	3415X1390X1200	3475X1390X1300	3450X1390X1240
Cargo bed dimensions (mm)	2110X1370X260	2240X1370X260	2110X1370X260
Trailer Dimensions (mm)	-----	-----	2500X1500X700

MODEL	EG6060J
Passenger Capacity	2
Voltage (V)	48
Motor Power (KW)	3
Range (loaded) (km)	60
Max. Speed (km/h)	35
Min. Turning Radius (m)	4.3
Climbing Ability (loaded)	20%
Max. Loading Capacity (kgs)	300
Max. lift height of lifter (m)	6
Overall Dimensions (mm)	3415X1390X1200



EG6030H



Luxury Carts
Golf Carts
Personal Carriers
Special Carts
New

ELECTRIC TRUCK

MODEL	EG6022H01	EG6032H	EG6042H
Description	1.0T Electric Truck	1.5T Electric Truck	2.0T Electric Truck
Passenger Capacity	2	2	2
Voltage (v)	72	72	72
Motor Power (KW)	5	5	6.3
Max. Speed (km/h)	50	50	50
Minimum Turning Radius (m)	5.3	5.3	6
Climbing Ability (loaded)	20%	20%	20%
Movement After Brake	<4m	<4m	<4m
Max. Loading Weight	1000kgs	1500kgs	2000kgs
Overall Dimensions (mm)	4200X1500X2150	4580X1500X2150	4810X1500X2150
Rear Garbage Bin (mm)	2600X1500X430	3000X1500X430	3200X1500X430



EG6022H01
EG6032H
EG6042H



HIGH-PRESSURE CLEANING TRUCK



EG6032XA101



MODEL	EG6032XA101
Description	1.0T Electric Truck
Passenger Capacity	2
Voltage (v)	72
Motor Power (KW)	5
Max. Speed (km/h)	50
Minimum Turning Radius (m)	5.3
Climbing Ability (loaded)	20%
Movement After Brake	<4m
Max. Loading Weight	1000kgs
Overall Dimensions (mm)	4200X1500X2150
Rear Box (mm)	2600X1500X430
Water tank	





Luxury Carts
Golf Carts
Personal Carriers
Special Carts
New

SHUTTLE PERSONNEL CARRIER



EG6030F



EG6020F

MODEL	EG6010F	EG6020F01	EG6030F	EG6040F
Passenger Capacity	4	2	2	2
Voltage (V)	48	72	72	72
Motor Power (KW)	3.8	5	5	5
Max. Speed (km/h)	32/40	50	40	40
Minimum Turning Radius (m)	3.8	5.2	5.3	5.3
Climbing Ability (loaded)	20%	20%	20%	20%
Movement After Brake	<4m	<4m	<4m	<4m
Max. Loading Weight	400kgs	1000kgs	1500kgs	1500kgs
Overall Dimensions (mm)	3950X1400X2010	3650X1500X2300	3750X1500X2300	4350X1500X2300
Rear Cargo Box (mm)	850X1120X1100	2300X1500X1400	2600X1500X1400	3000X1500X1400

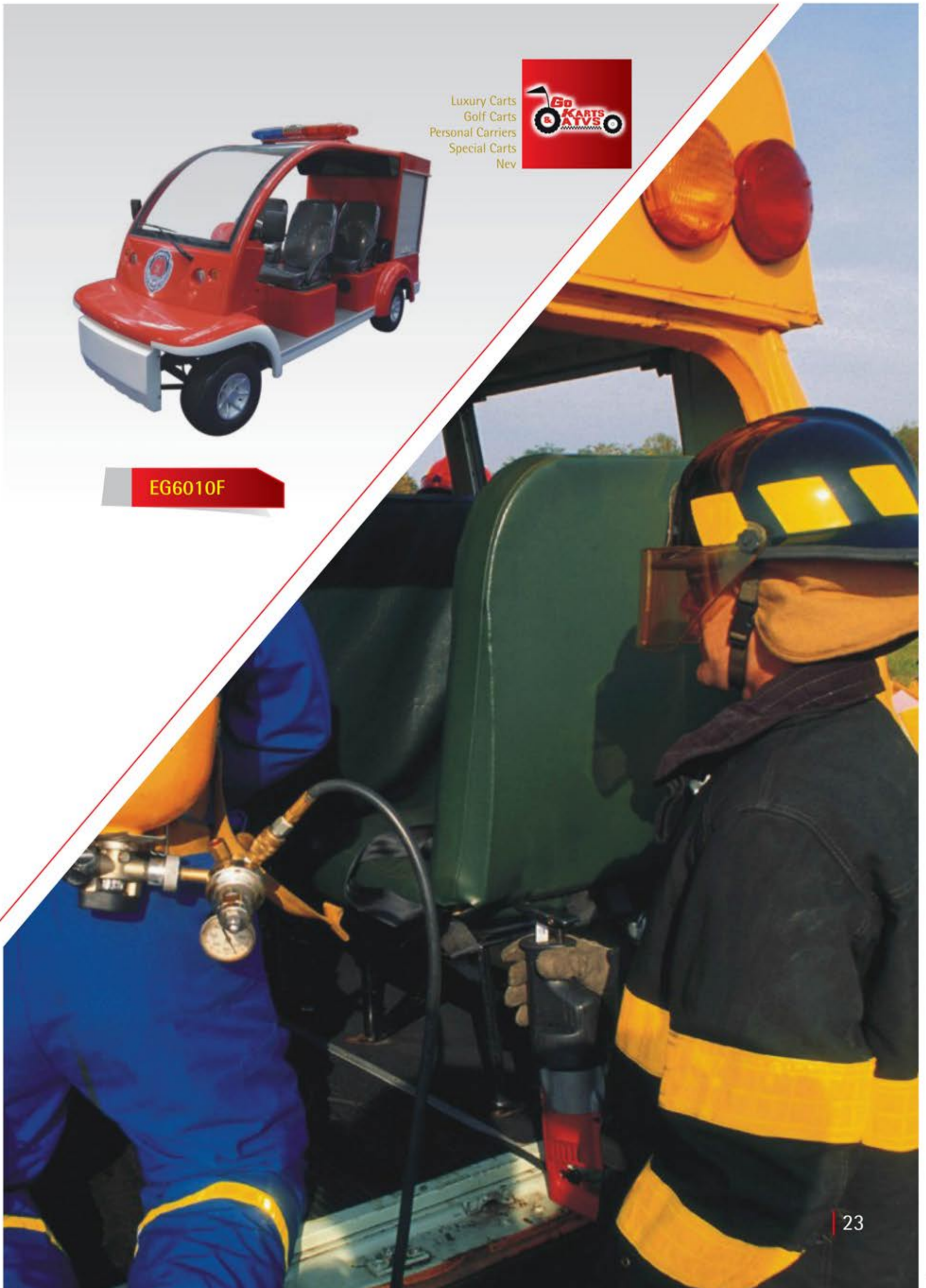


EG6040F

Luxury Carts
Golf Carts
Personal Carriers
Special Carts
Nev



EG6010F





Luxury Carts
Golf Carts
Personal Carriers
Special Carts
New

ELECTRIC GARBAGE-COLLECTING VEHICLE



EG6042XA1



EG6022X



EG6020X



EG6040X



EG6062T



EG6032X01

MODEL	EG6062T	EG6020X
Passenger Capacity	2	2
Voltage (V)	48	48
Motor Power (KW)	4	4
Range (loaded) (km)	70	70
Max. Speed (km/h)	30	30
Min. Turning Radius (m)	4.4	4.4
Climbing Ability (loaded)	15%	15%
Dumper Cargo Box Dimensions (mm)	1720X1070X250	1720X10900X1170
Overall Dimensions (mm)	3600X1400X1810	3600X1400X1810

MODEL	EG6042XA1	EG6042X	EG6022X	EG6032X01
Description	Liquid Garbage Collecting Truck	Side Loading Garbage Truck	Electric Garbage Truck	Garbage Barrel Collecting Vehicle
Passenger Capacity	2	2	2	2
Voltage (V)	72	72	72	72
Motor Power (KW)	6.3	6.3	5	5
Max. Speed (km/h)	50	50	50	50
Minimum Turning Radius (m)	5.3	5.3	5.3	5
Climbing Ability (loaded)	20%	20%	20%	20%
Movement After Brake	<4m	<4m	<4m	<4m
Max. Loading Weight	2000kgs	1500kgs	1000kgs	1000kgs
Overall Dimensions (mm)	4500X1500X2455	4355X1500X2310	4355X1500X2310	4550X1500X2150
Rear Cargo Box (mm)	2390X1150X1400	2775X1150X1300	2145X1500X1400	2760X1500X550



Luxury Carts
Golf Carts
Personal Carriers
Special Carts
New

STREET-LEGAL EEC-APPROVED ELECTRIC VEHICLE





EG2048HSZR

MODEL	EG2028KR	EG2028KSZR	EG2048KR	EG2048HSZR
Passenger Capacity	4	4	4	4
Voltage (V)	48	48	48	48
Motor Power (KW)	5 AC / 5.3 DC	5 AC / 5.3 DC	5 AC / 5.3 DC	5 AC / 5.3 DC
Range (loaded) (km)	80	80	80	70
Max. Speed (km/h)	40	40	40	40
Minimum Turning Radius (m)	3.5	3.5	4.5	4.5
Max. Climbing Ability (loaded)	20%	20%	20%	20%
Max. Movement After Brake	<4m	<4m	<4m	<4m
Max. Loading Weight	150kgs	300kgs	300kgs	450kgs
Overall Dimensions (mm)	2400X1200X1850	2960X1200X1850	3150X1200X1850	3170X1200X1850



EG2028KR



EG2048KR



EG2028KSZR

Luxury Carts
Golf Carts
Personal Carriers
Special Carts
New





Luxury Carts
Golf Carts
Personal Carriers
Special Carts
New

EG2028HR



MODEL	EG2028HR	EG2048HCXR	EG2048HR
Passenger Capacity	2	2	2
Voltage (V)	48	48	48
Motor Power (KW)	5 AC / 5.3 DC	5 AC / 5.3 DC	5 AC / 5.3 DC
Range (loaded) (km)	80	70	70
Max. Speed (km/h)	40	40	40
Minimum Turning Radius (m)	3.5	4.5	4.5
Max. Climbing Ability (loaded)	20%	20%	20%
Max. Movement After Brake	<4m	<4m	<4m
Max. Loading Weight	300kgs	450kgs	450kgs
Overall Dimensions (mm)	2650X1200X1850	3420X1290X2060	3400X1200X1850




EG2048HCXR

Luxury Carts
Golf Carts
Personal Carriers
Special Carts
Nev



STREET-LEGAL EEC-APPROVED ELECTRIC VEHICLE



EG2048HR



Luxury Carts
Golf Carts
Personal Carriers
Special Carts
Nev





STREET-LEGAL EEC-APPROVED ELECTRIC VEHICLE



EG6043KR-00



EG6043KR-01

MODEL	EG6043R-00	EG6043KR-01
Passenger Capacity	4	2 seats + cargo box
Voltage (V)	48	48
Motor Power (KW)	4	4
Range (loaded) (km)	80	80
Max. Speed (km/h)	40 (=25mph)	40 (=25mph)
Min. Turning Radius (m)	4	4
Climbing Ability (loaded)	15%	15%
Brake system	4 wheel hydraulic brake	4 wheel hydraulic brake
Overall Dimensions (mm)	3060X1400X1900	3060X1400X1900
Rear cargo box dimensions (mm)	/	830X1070X250

STREET-LEGAL EEC-APPROVED ELECTRIC VEHICLE



EG2020ASZR



EG2040HCXR



Luxury Carts
Golf Carts
Personal Carriers
Special Carts
Nev



EG2040ASZR

MODEL	EG2020ASZR	EG2040ASZR	EG2040HCXR
Passenger Capacity	4	4	2
Voltage (V)	48	48	48
Motor Power (KW)	5 AC / 5.3 DC	5 AC / 5.3 DC	5 AC / 5.3 DC
Range (loaded) (km)	100/80	100/80	100/80
Max. Speed (km/h)	50/40	50/40	50/40
Minimum Turning Radius (m)	3.5	4.5	4.5
Max. Climbing Ability (loaded)	20%	20%	20%
Max. Movement After Brake	<4m	<4m	<4m
Max. Loading Weight	300kgs	450kgs	450kgs
Overall Dimensions (mm)	3015X1290X2060	3765X1290X2060	3420X1290X2060

Luxury Carts
Golf Carts
Personal Carriers
Special Carts
New





Luxury Carts
Golf Carts
Personal Carriers
Special Carts
New

CLOSED ELECTRIC VEHICLE



EG6158KF



Luxury Carts
 Golf Carts
 Personal Carriers
 Special Carts
 New



EG6043KF



MODEL	EG6043KF	EG6158KF
Passenger Capacity	4	14
Motor Power (KW)	4/5	5/7 (AC) / 7.5 (AC)
Voltage (V)	48	72/48
Range (loaded) (km)	50/65	50/65/70
Max. Speed (km/h)	28/32/40	45/40/50
Min. Turning Radius (m)	4	5.35
Climbing Ability (loaded)	20%	20%
Overall Dimensions (mm)	3060X1400X1900	5000X1490X2050

ALL Aluminum Door





Luxury Carts
Golf Carts
Personal Carriers
Special Carts
New

ELECTRIC VEHICLE WITH SOLAR PANEL

*Energy saving, Environment Protection.
Enjoy the Sunshine!
10% more range with solar panel!*



Personal carrier with solar panel



Shuttle Bus with solar panel



Golf car with solar panel

Specification	Solar Panel for 48V Golf Car and Shuttle Bus	Solar Panel for 48V Personal Carrier	Solar Panel for 72V Shuttle bus (6Pcs*4SW)
Rated Maximum Power (Pmax)	4	4	2
Current at Pmax (Imp)	48	48	48
Voltage at Pmax (Vmp)	5 AC / 5.3 DC	5 AC / 5.3 DC	5 AC / 5.3 DC
Short-Circuit Current (Isc)	100/80	100/80	100/80
Open-Circuit Voltage (Voc)	50/40	50/40	50/40
Nominal Operating Cell Temp (TNOCT)	3.5	4.5	4.5
Weight	20%	20%	20%
Dimension	<4m	<4m	<4m
Maximum System Voltage	300kgs	450kgs	450kgs
Cell Technology	3015X1290X2060	3765X1290X2060	3420X1290X2060
All Technical data at standard test condition AM = 1.5 E=1000W/M2 TC = 25°C			

The specification of each piece of solar panel is different

Luxury Carts
Golf Carts
Personal Carriers
Special Carts
New





ELECTRIC AMBULANCE CART



EG6021HT Ambulance



EG6088T



EG2048TB1



EG2028TB1



Luxury Carts
 Golf Carts
 Personal Carriers
 Special Carts
 New



ELECTRIC HANDICAPPED CART



EG6158T



EG2068T

Luxury Carts
Golf Carts
Personal Carriers
Special Carts
New



ELECTRIC CATERING CART



EG2048T Catering Cart



EG2028T Catering Cart



EG6088T with Catering Box



Luxury Carts
Golf Carts
Personal Carriers
Special Carts
New



Serve your guests the perfect food & beverage quietly and quickly!.



EG6061D



EG6041D

Luxury Carts
Golf Carts
Personal Carriers
Special Carts
New





Luxury Carts
 Golf Carts
 Personal Carriers
 Special Carts
 Nev

ELECTRIC ROADSTER



Electric Roadster

*Inherit the classic,
 Feel the future*



MODEL	Electric Roadster
Passenger Capacity	5+1
Voltage (V)	48
Motor Power (KW)	4
Max. Speed (km/h)	25
Range (loaded) (km)	70
Minimum Turning Radius (m)	6.3
Climbing Ability (loaded)	15%
Movement After Brake	<4m
Max. Loading Weight	480kgs
Overall Dimensions (mm)	4400x1650x1850 mm



Luxury Carts
Golf Carts
Personal Carriers
Special Carts
New



VARIOUS CUSTOMIZED VEHICLE



EG6118TA



EG6042KDX



EG6062KCX



Luxury Carts
Golf Carts
Personal Carriers
Special Carts
New

Check with us if you have any special request. We can customize the vehicle with reasonable cost and lead time.



EG6158T Hearse

EG6088T



EG6118TB

Luxury Carts
Golf Carts
Personal Carriers
Special Carts
New



simple. classic. elegant

Visit our website: www.gokarts-atvs.com



Sulaimania Showroom: 011-4629212
Immam Street Showroom: 011-2006059
Service Center: 011-2445966, 011-4714749
Mobile: +966-508934240
Fax: 011-2415878